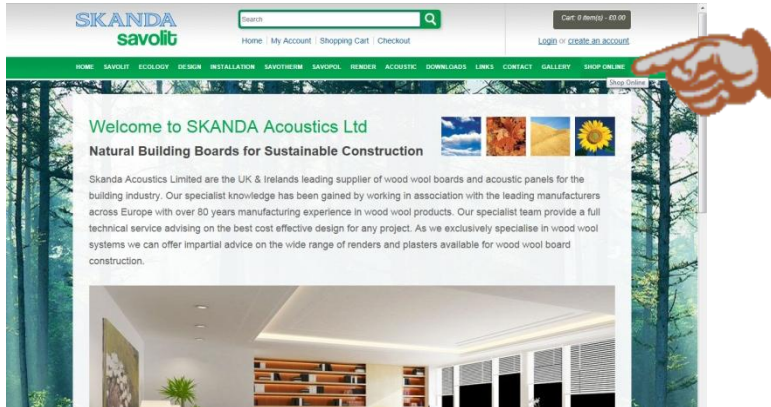
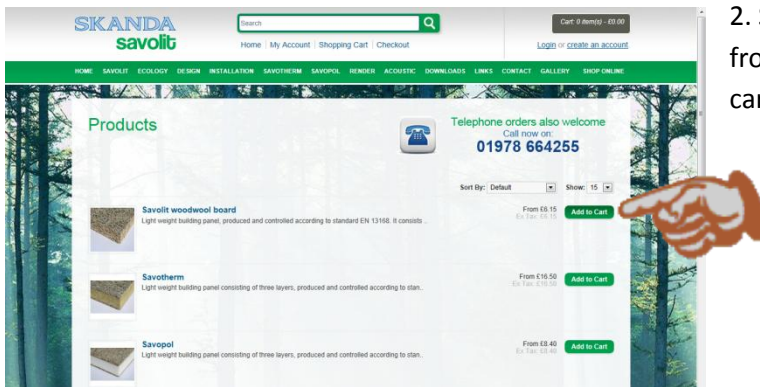


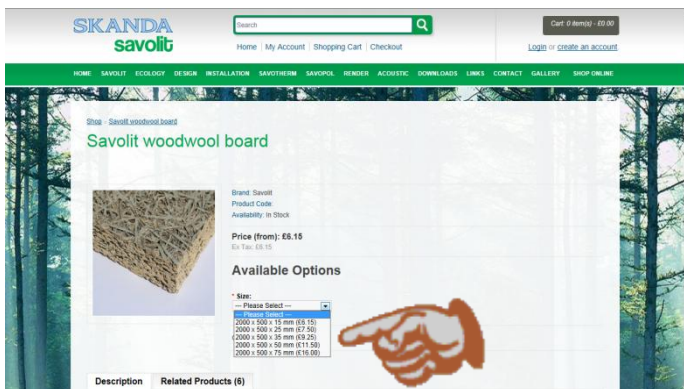
# Instructions for using [www.Savolit.co.uk](http://www.Savolit.co.uk) Checkout Process



1. To begin shopping online, click on the Shop Online menu item.

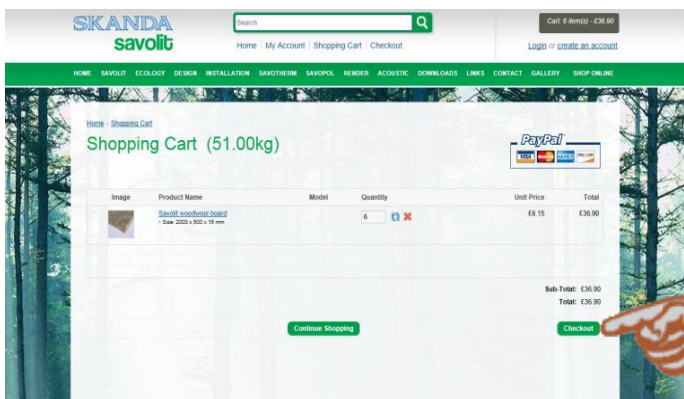


2. Select the items you wish to purchase from the online shop and add them to your cart.



3. Select the correct size of item along with the quantity required.

Then click on Add to Cart

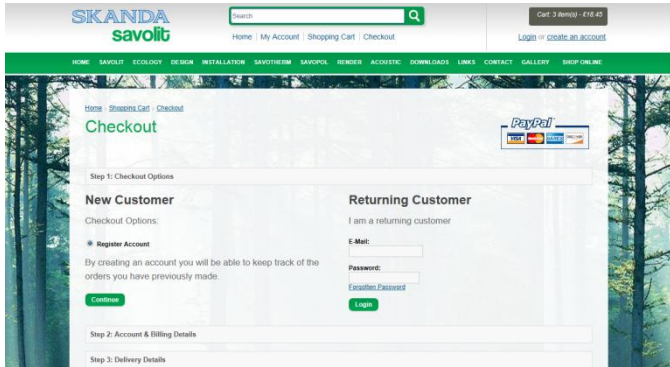


4. At this stage you can choose to:

- Continue Shopping
- Update the quantity  
(Overtype the existing quantity and click on refresh)
- Delete an item in you Cart  
(Click on the red x)
- Proceed to Checkout

# Instructions for using [www.Savolit.co.uk](http://www.Savolit.co.uk) Checkout Process

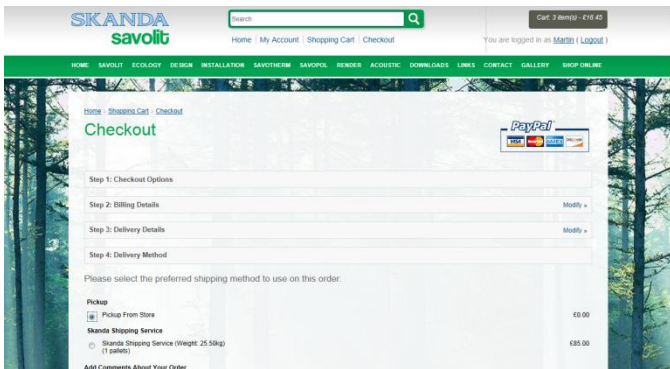
When you click on Checkout you will be presented with the screen below.



5. The first time you use the Skanda Savolit site you will have to register.

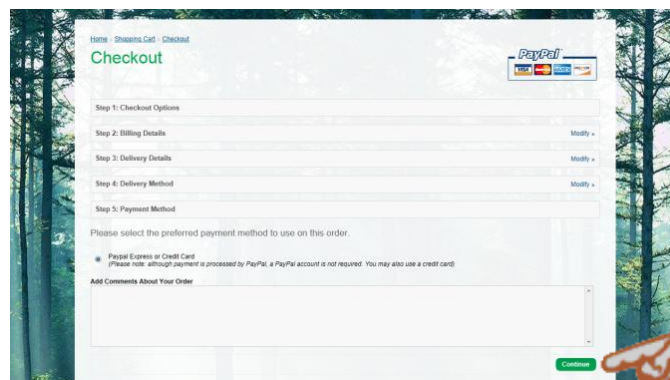
Once you have registered you avoid having to re-enter a lot of your details again each time you visit.

Registered users simply enter their email address and password to proceed.



6. Select the onscreen options for Billing Details, Delivery Details and Delivery Method (Pick up or Delivery to site).

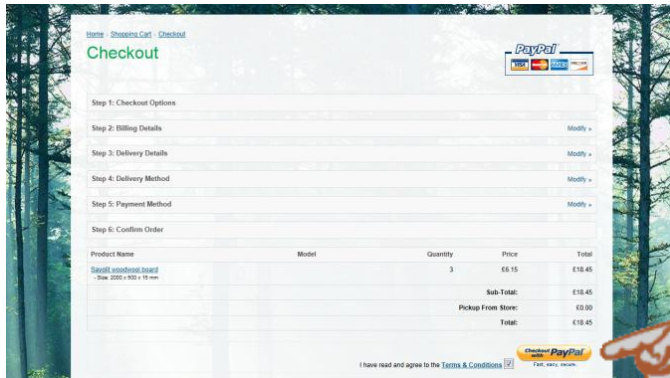
You can also add any special instructions or comments to your order at this point.



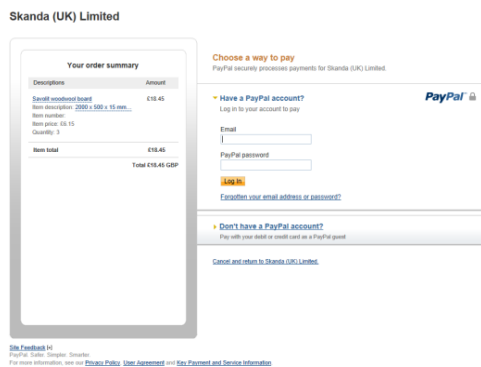
7. Payment Method.

Click Continue to proceed to Paypal Checkout. Please note: You do not need a PayPal account to pay via Paypal, you can choose to use your credit/debit card.

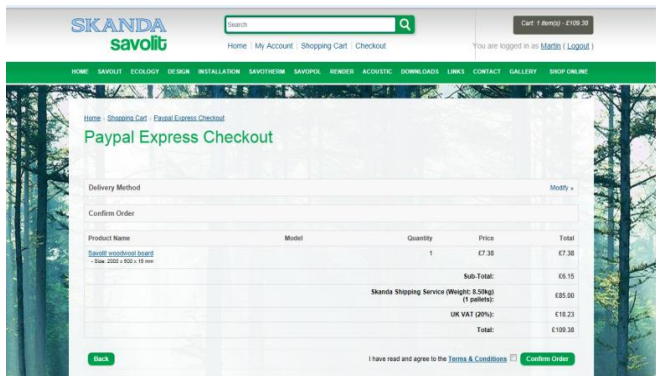
# Instructions for using [www.Savolit.co.uk](http://www.Savolit.co.uk) Checkout Process



8. Ensure you click the box to accept the Terms and Conditions then click on the Checkout with PayPal Button.



9. At this point you can either enter your PayPal credentials or select **Don't have a PayPal account?** - to allow you to enter your credit/debit card details.



10. After entering your details on the PayPal site you should click on the link Return to the Savolit site. When back on the Savolit site, you should **tick the box to accept you have read and agree to the Terms and Conditions** then **click "Confirm Order"** to complete the transaction or click **"Back"** if you want to cancel your order and return to your cart. If you click on Back, no payment is made.

11. Once your order is complete the screen will display a message saying your order has been placed, along with your order number and you should shortly receive two confirmation emails.

One from Skanda Acoustics Ltd confirming your order details and another from PayPal confirming the transaction has been completed.